

Floor Machine / Wet Dry Vac Accessories

Models F7089, F7091, F7093

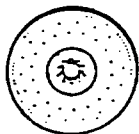


17' Bassine Brush
Part No. N/A



20" Union Mix Dry
Polishing Brush
Part No. 59131104

17" Union Mix Dry
Polishing Brush
Part No. 59131101

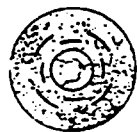


20" Pad Holder
Part No. 59131105

17" Pad Holder
Part No. 59131102



Clutch Plate
Part No. 59131047



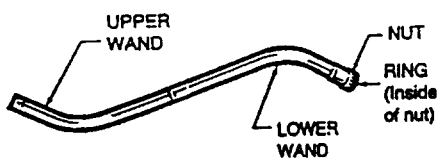
20" High Speed Pad Holder
Part No. 59131106 -
For Model F7093 only

Bristle Face, Part No. 59131077

Foam Pad, Part No. 59131078

PowerMax Wet Dry Vacs

Two Piece Wand Assembly
Part No. 59131299 (Finished Good)



Upper Wand, Part No. 38646054
Lower Wand, Part No. 38644045
Nut, Part No. 36116028
Ring, Part No. 33713004

Models S7085, S7087

Dry Pickup Filter Assembly
8 gallon, Part No. 59131108
12 gallon, Part No. 59131115


10'x 1-1/2' Hose
Part No. 59131107



All Commercial
Wet Dry Vacs

Models S7085, S7087


4'x 1-1/2' Chrome Plated Steel Floor Wand
wet/dry use, Part No. 59131109



Crevice Tool
Part No. 59131112



Dusting Brush with Adaptor
Part No. 59131113



Inserts, Part No. 59131229



Carpet Tool, Part No. N/A
14' Dry Pickup Nozzle, Part No. 59131136
Brush Back, Part No. 59131233



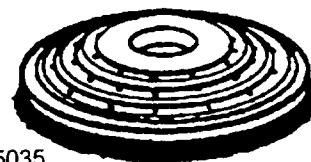
14" Squeegee, Part No. N/A
Blade Kit, Part No. 59131181



Models C5031, C5033, C5035

17" Shower Feed Brush - C5031
Part No. 48437014

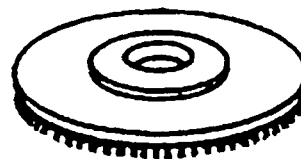
20" Shower Feed Brush - C5033, C5035
Part No. 59137104



17" Pad Holder - C5031
Part No. 48436010

20" Pad Holder - C5033, C5035
Part No. 59137102

20" High Speed Pad Driver - C5035 ONLY
Part No. 48437019





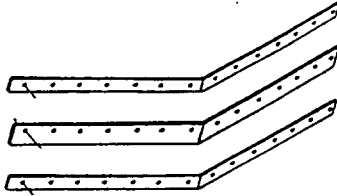



Models C5023, C5025, C5027, C5031, C5033, C5035

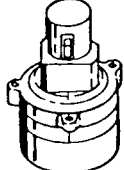










Clutch Plate, Part No. 59137338

ScrubMAX

28161056	Vac/Main Power Switch	
59187154	Micro Switch (Vac Shut-Off)	
N/A	Microswitch (Handle)	
59187145	Switch (Brush Shut-Off)	
39512003	Front Squeegee	
39512004	Rear Squeegee	
39512005	Rubber Back Up	
43211014	Brush Chain #35 - C6075	
59187224	Brush Chain #35 - C6077	
N/A	Chain Link #35	
N/A	Fuse - 3 Amp	
47534019	Fuse Holder	

PowerMAX Wet/Dry Vac

<p>Motors</p> <div style="text-align: center; margin: 10px 0;">  </div> <p>27212018 Motor - 1 HP - C2077 27212017 Motor - 2 HP - C2079 27212024 Motor - 1.8 HP - C2109 27212019 Motor - 2.2 HP - C2081</p>	<p>Switch 28164278 Switch</p> <div style="text-align: right; margin: 10px 0;">  </div> <hr/> <p>Bag Indicator N/A Indicator - C2077, C2079, C2081</p> <div style="text-align: right; margin: 10px 0;">  </div>
<p>Filter</p> <div style="text-align: center; margin: 10px 0;">  </div> <p>38763002 Wet Filter 43611017 HEPA Filter (Warehouse) 43611023 Dry Filter (Does not include screw & retainer) 36111002 Wing Head Screw (Filter) N/A Screw Retainer (Filter)</p>	<p>Receptacle 46526010 Receptacle - 3W</p> <div style="text-align: right; margin: 10px 0;">  </div> <hr/> <p>Connector 43457041 Hose Adapter - Black 38784033 Seal</p> <div style="text-align: right; margin: 10px 0;">  </div> <hr/> <p>Cap 58519002 Drain Cap</p> <div style="text-align: right; margin: 10px 0;">  </div>
<p>59131404 14" Squeegee - Aluminum (Warehouse) 59131314 14" Squeegee - Plastic (Warehouse)</p> <div style="text-align: center; margin: 10px 0;">  </div> <p>59131402 14" Floor Brush -Aluminum (Warehouse)</p> <div style="text-align: center; margin: 10px 0;">  </div>	<p>Accessory Repair Parts</p> <p>59131387 Squeegee Blades - 4 Pk. (For 59131314 Plastic Squeegee)</p> <p>N/A Bristle (For 59131402 Floor Brush)</p> <p>59131405 Squeegee Blades - 4 Pk. (For 59131404 Aluminum Squeegee)</p>